



**Viezec**  
STEM CELL INSTITUTE

# Cardiovascular



# Overview

Cardiovascular disease is the one that is pertaining to the heart. The heart is not like any other muscle in the body. It needs oxygen and an adequate blood supply for its proper functioning. In addition to other parts of the body, it also pumps blood to coronary arteries. These arteries originate from the base of the aorta and then branch out along the surface of the heart.

Heart failure: Heart failure does not mean that the heart stops beating. This disease is sometimes also called as a congestive heart failure, this means the heart is not pumping blood the way it should. The heart keeps working but the body's need for blood and oxygen is not being met. If not treated, heart failure can get worse. It is very important to seek medical help as fast as possible if your loved one has heart failure. You should follow your doctor's advice. Stem cell treatment for cardiovascular in India is the befitting treatment for all kinds of heart diseases.

Arrhythmia: An abnormal rhythm of the heart is termed as Arrhythmia. There are various types of arrhythmias. In some condition the heart tends to beat too slowly, while in others it may beat too fast or irregularly. Bradycardia is when the heart rate is less than 60 beats per minute. **Cardiovascular stem cell treatment in Delhi, India** is an efficient procedure to cater the underlying treatment. Tachycardia is when the heart rate is more than 100 beats per minute. An arrhythmia can affect how well the heart works. The heart may not be able to pump enough blood to meet the body's needs.

## Symptoms

Chest pain or pressure (occurs usually with exercise or physical activity, but can also occur with rest or after meals)

Heart failure symptoms

Swelling of the lower extremities

Fatigue

Fainting

Low-grade fever

Increased heart rate

Limited ability to exercise

Lack of energy

Shortness of breath (difficulty breathing during normal activities; you may notice this most when you are doing your normal daily activities or when you lie down flat on the bed.

Weakness or dizziness

Discomfort in your chest that may make you feel a pressure or weight on your chest with the activity or when going out in cold air.



## Cause

High blood pressure (hypertension), High cholesterol (hyperlipidaemia), Tobacco use (including vaping)., Type 2 diabetes, Family history of heart disease, Lack of physical activity, Having excess weight or obesity, Diet high in sodium, sugar and fat, Overuse of alcohol, Misuse of prescription or recreational drugs, Preeclampsia or toxaemia, Gestational diabetes, Chronic inflammatory or autoimmune conditions, Chronic kidney disease.

## Diagnosis



- Electrocardiogram (ECG or EKG)
- Holter monitoring.
- Echocardiogram
- Exercise tests or stress tests.
- Cardiac catheterization.
- Heart (Cardiac) CT Scan
- Heart (cardiac) magnetic resonance imaging (MRI) scan

## Adverse Reaction

We comprehend that patients might have apprehensions about adverse reactions to the treatment. Possible side-effects of stem cell therapy may differ from individual to individual; any complications depend upon the type of processes you are undergoing.

Side-effects experienced by our patients are consistent with predictable reactions for routine IV and LP injections. The most common reactions to the treatment are fever, headache, diarrhea, leg pain, vomiting and allergic reactions. Less than four percent of patients experience any of these signs.

### **The most common reactions to the stem cell treatment are:**

Fever

Headache

Leg Pain

Diarrhea

Vomiting

Allergic reactions



**Vieze**  
STEM CELL INSTITUTE



# Treatment Procedure

The ViezeC India offers a very safe and non-invasive treatment protocol and procedure. The patients can travel the next day. The following is the day-wise schedule for the patients.

## Day 1-

- Pick up from the Airport to the Hospital
- Interaction between Dr and Patient, to clear all their doubts at that time
- Admission procedure
- Clinical examination & Lab test will be done prescribed by the doctor



## Day 2-

- Stem cell Procedure
- Supportive therapies
- Physiotherapy



## Day 3-

- Supportive Therapy
- Physiotherapy
- Discharging formalities
- Drop back to the Airport



## International Patient Facilities

Quote/treatment plan  
Complimentary airport pick up  
Scheduling of all medical appointments  
Cost estimates for anticipated treatment

Visa assistance letter  
Dedicated guest relation officers  
Coordination of the admissions process



# Treatment

The majority of the cases of AMD involve the slow-developing type of AMD, called dry AMD. Currently, as of 2020, there are no treatment options available for dry AMD, but some promising new therapies are in it. The slow-developing form of AMD, called dry AMD, constitutes the majority of AMD cases. There are no treatment options currently available for dry AMD as of 2022, but some exciting new treatments are in the pipeline.

For all aspects of medicine today, including multiple cases of cancer, as well as for dry AMD, stem cell treatment is gaining momentum. The aim of stem cell treatment for AMD is to be able to replace retinal cells that have been damaged or killed by symptoms with new stem cells.

Stem cells are also inserted, through IV infusion, into the blood supply of the body. But, experts are focusing on how the stem cells can be transplanted directly into the eyes. One strategy involves placing the stem cells into a fluid suspension that can be injected under the retina

We use the unique technology of Mesenchymal stem cells extracted from Wharton's jelly (WJ) for treating MS. WJ-MSCs offer remunerative and budget friendly favorable treatment for tissue engineering purpose. An optic nerve stem cell regeneration aids this and more. They might help in the three peculiarly prominent ways – prevent damage, repair damage and develop new medicines.

The treatment will take place in multiple steps comprising of the following.

•**Qualification for the treatment:** Our experts will assess all your past medical history and symptoms to examine and correctly judge the severity of your condition. A series of tests will be performed to gain a knowledge of the stage of disease. As per the test results, our experts will counsel the patient for further process of the procedure.

•**Source Extraction:** With guidance and approval from the physician, the source of extraction will be decided. In general, WJ-MSCs are the most potent allogenic sources available. Stem cells from a healthy person (the donor) are transferred to the patient's body. A bone marrow donor is considered for allogenic stem cell transplantation. A scraping from the inside of the patient and his or her sibling's cheek is tested to determine tissue type. An expert will examine to identify Human Leukocyte Antigens (HLAs). If the HLA on the donor cells are identical or similar, the transplant is more likely to be successful. Stem cell for optic nerve atrophy is promoted to aid patients suffering from similar kind of ailment.

•**Laboratory Processing:** The extracted samples will be sent to government approved cGMP laboratory for processing. The sample manipulation will take place in a state-of-the-art facility in compliance with the ISO and GMP standards and using the latest technologies. The client will receive a third party certificate from an internationally accredited lab for quality purpose. An optic nerve stem cell therapy provides just that and more.

•**Stem Cell Implantation:** Once the stem cells are ready to be implanted, the doctor will identify the most potent method of infusion based on the patient's physical and mental well-being. The only limitation of the allogenic stem cell treatment is that this procedure carries the risk of developing Graft vs. host disease (GVHD), wherein the patient's body rejects the donor stem cells. Human leukocyte antigens (HLA) can help minimize the risk of any side effects. In this procedure, the HLA of the patient and the donor are primarily matched as closely as possible.

**Stem cell treatment Aftercare:** The patients will be asked to visit the doctors for evaluation. You will be provided counselling for speedy recovery and also kept on check to ensure that no side effects affect the human body.



## Mechanism

Stem cells can help restore the weakened retina and can contribute to a complete halt in the process of loss of vision, thus enhancing the general quality of life of humans. The new doors to the cure and changes in Macular Degeneration patients have been opened through Stem Cell Therapy.

Program for Stem Cell Therapies to treat multiple diseases. Each patient receives 200-300 million stem cells during the stem cell procedure. Not only does the sum of stem cells compensate everyday losses, but it beats them by a million times. The stem cell source, which has basically been missing for the last 15 to 20 years, is thus retrieved and revived. Different organs get rejuvenated following our stem cell injection, and they get revived when the new and activated stem cells replace the old ones fully.

Introduced into the retrobulbar space, stem cells may start to work on damaged tissue and begin to rejuvenate the optic fibers and retinal cells. Photoreceptors and other cells can be differentiated from mesenchymal stem cells. It is possible to use segregated stem cells to treat tumors in the macular and retinal cells.

- ❑ • There are three stem cell classes that vary, based on their position in the body and their potency (the ability to develop in different cell lines). Ophthalmologist performs experiments on both of these classes. Embryonic stem cells (ESCs) are cells that are found at an early stage of development in the inner cell mass of an embryo. ESCs are pluripotent, meaning that in the course of growth they will become any cells.
- ❑ Fetal stem cells. Following an abortion or from cord blood, this community of cells is removed from the fetus. Fetal SCs have greater functionality than adult SCs and are pluripotent. Such cells exhibit increased recovery rates of photoreceptors and are capable of sustained doubling during cultivation. Their use, however, is often synonymous with ethical concerns. Study on fetal cells is banned by law in many countries worldwide.
- ❑ Adult stem cells, found in mature tissues, are immobile and non-specialized cells. Adult SCs collaborate with new ones to replace dead cells and facilitate tissue regeneration. Nonetheless, they create a microenvironment for tissues, shield them from degeneration (destruction), and also have the capacity to self-renew and create mature cells. Hematopoietic stem cells, mesenchymal stem cells, and neural stem cells may be differentiated by multiple forms of SCs.
- ❑ Relevant antigens, which are a common cause of incompatibility between donor tissues and the recipient during transplantation, are still not generated. ESCs may be useful in managing retina degenerative disorders, retinal pigment epithelium pathologies, and optical neuropathies. Research on ESCs is banned at the regulatory level in many countries, as their extraction from the embryo interrupts its further production.



**Viezec**  
STEM CELL INSTITUTE



# Patient Testimonials

## Pragati Malhotra (Barabanki, India)

I had some cardiovascular problems and was recommended for this stem cell treatment. They said it was the most effective way to do it and I would see results in less than 3 months. They were right and I saw a good difference. I thank my cousins for the idea and the doctors of Viezec for helping me improve my life.

## •Paul Melton (California, United States)

I had coronary heart disease and needed to find a new way to stop the disease from growing and causing more damage. I found a treatment that allowed me to go to a clinic and receive stem cell injections. The stem cells were injected into the heart and found that the stem cells were regenerating the areas of my heart that were damaged by the disease. I was able to get the treatment for a fraction of the cost from a clinic in the US. Thanks, Viezec staff.

## •Sean Stokes (Cranmore, England)

I was looking for a stem cell treatment for my father's heart disease and found this. Stem cell treatment uses stem cells to treat heart conditions by regenerating damaged heart cells, and with the results I saw, I definitely think it's a solution worth trying out. You don't have to worry about side effects or pain as it's a minimally-invasive procedure with no-side effects.





**DEVENDER SINGH TOMAR**  
Came from Gwalior, Madhya Pradesh  
for Idiopathic Pulmonary Fibrosis

The experience was pleasant, the medical facility is equipped well. All the timelines were met as promised by the medical team. I'm satisfied with the overall experience.

**HAPPY PATIENT**

www.viezec.com  
info@viezec.com  
+91 96507 60803

**What is Idiopathic pulmonary fibrosis?**  
Idiopathic pulmonary fibrosis is a chronic, progressive lung disease. This condition causes scar tissue (fibrosis) to build up in the lungs, which makes the lungs unable to transport oxygen into the bloodstream effectively. The disease usually affects people between the ages of 50 and 70



**MOHAMMAD MOINUDDIN**  
Came from Bangladesh for Liver Cirrhosis,  
CKD, Diabetes & Diabetic foot Ulcer Treatment

12 years ago my diabetes started. 3 years ago I suffered leg fracture, after operation side effects started affecting my kidney. I took all the medicines possible, visited doctors, consulted every doctor possible. Then I heard of Stem Cell Care India, and visited this facility. It has been a satisfactory experience with the professional doctors and expert supervision. I'm satisfied with the whole treatment procedure.

**HAPPY PATIENT**

www.viezec.com  
info@viezec.com  
+91 96507 60803

# Improvement

It's frightening to envision a life without a clear central goal, but there's reason to be hopeful. Doctors are also searching at ways to improve patients with this condition, and they're researching experimental therapies that may one day be used as a therapy. For instance, stem cell development is currently ongoing, with the potential to lead to a cure in the future.

Before these groundbreaking therapies become a reality, it's important to speak with an experienced doctor who will guide you through current procedures for the type of macular degeneration you have already. We have physicians available to work with you, and our doctors will use cutting-edge procedures to keep your eyes as healthy as possible. Patients' effects have changed as a result of stem cell therapy provided by Stem Cell Treatment India.

## Our Promise

It's frightening to envision a life without a clear central goal, but there's reason to be hopeful. Doctors are also searching at ways to improve patients with this condition, and they're researching experimental therapies that may one day be used as a therapy. For instance, stem cell development is currently ongoing, with the potential to lead to a cure in the future.

Before these groundbreaking therapies become a reality, it's important to speak with an experienced doctor who will guide you through current procedures for the type of macular degeneration you have already. We have physicians available to work with you, and our doctors will use cutting-edge procedures to keep your eyes as healthy as possible. Patients' effects have changed as a result of stem cell therapy provided by Stem Cell Treatment India.



## Post Treatment Care

### Postoperative care

The stem cell therapy does not damagingly affect patients in any way. Generally, the patients are permitted to leave after few hours after the completion of the stem cell treatment. A 24-hour patient hotline number is there for any inquiries after their discharge. The concerned physicians or surgeons of the clinic also stay in contact with their corresponding patients through telephone or email. By doing this, they can get the precise feedback about their progress and also suggest further recovery if required. Say for example, in case of a diabetic patient, after hearing about the patient's present symptoms, the concerned doctor can recommend the needed dosage of insulin.

### Treatment disclaimer

It is an imperative fact to comprehend that stem cell treatment in every prospect has the ability to diminish symptoms of numerous diseases. It also has the aptitude of ceasing several degenerative procedures, but one should also know that this treatment may not work for all kinds of patients. Viezec does not have the right of forecasting or warranting the success of this treatment.

In harmony to the current condition of a patient, the medical team of Viezec might propose the stem cell transplantation or may even withdraw the treatment under abnormal situations. However, in any case, the approval of the patient is a must. Keeping the patient's current health condition and unforeseen health hazards in mind, the medical staff might propose an alternative stem cell transplantation process. In exceptional situations, they may entirely cancel the treatment.



### **1.What is the burden of cardiovascular disease?**

An estimated 17.3 million people die of cardiovascular diseases every year. 80% of the deaths occur in low- and middle-income countries.

### **2.What causes cardiovascular disease?**

There are many risk factors that contribute to the development of cardiovascular disease. Some people are born with the condition that predispose them to risk of heart disease and stroke, but it must be noted that people who develop cardiovascular disease suffer from a combination of factors, such as physical activity, smoking, and other similar level, just to name a few. The more risk factors you expose yourself to, the higher the chance of developing cardiovascular disease. Many of the risk factors for cardiovascular disease cause problems because they lead to atherosclerosis.

Atherosclerosis is the narrowing and thickening of arteries. Atherosclerosis develops for years without causing symptoms. It can happen in any part of the body. Around the heart, it is known as coronary artery disease, in the legs it is known as peripheral arterial disease.

The narrowing and thickening of the arteries is due to the deposition of fatty material, cholesterol and other substances in the walls of blood vessels. The deposits are known as plaques. The rupture of a plaque can lead to stroke or a heart attack.

### **3.What is cholesterol?**

Cholesterol is a waxy, fat-like substance used by the body to build cell walls and for making several essential hormones. Your liver produces cholesterol and you absorb it from the animal fats you eat.

Cholesterol is carried through the blood by particles called lipoproteins. There are two types of cholesterol: low-density lipoproteins (LDL) and high-density lipoproteins (HDL). The former carries cholesterol around the body in the blood and the latter transports cholesterol out of the blood into the liver.

When cholesterol is too high, or the levels of the two types are out of balance (dyslipidemia), the cholesterol can clog the arteries affecting the flow of the blood.

### **4.What are triglycerides?**

Triglycerides are fats found in the blood that are important for muscle energy. They travel through the blood in lipoproteins. As triglyceride levels rise, HDL cholesterol levels fall. High levels of triglyceride increase the risk for heart disease. In rare cases, very high levels can lead to pancreatitis. Conditions that may cause high triglycerides include obesity, poorly controlled diabetes, drinking too much alcohol, hypothyroidism, and kidney disease.

### **5.What is the connection between high blood pressure (hypertension) and heart disease?**

Blood moving through your arteries push against the arterial walls, this force is measured as blood pressure. High blood pressure (hypertension) occurs when very small arteries (arterioles) tighten. Your heart has to work harder to pump blood through the smaller space and the pressure inside the vessels grows. The constant excess pressure on the artery walls weakens them making them more susceptible to atherosclerosis.





As a stem cell company at the cutting edge of Regenerative Medicine, Viezec is dedicated to developing technologies and protocols for safe and effective treatments utilising adult stem cells derived from the umbilical cord.

StemCellCareIndia offers a comprehensive range of stem cell solutions in India for the treatment of different kinds of diseases. Our main focus is helping people get back to good health through stem cell treatment. We have association with the leading hospitals, research institutions and medical colleges specialising in regenerative medicine to offer cost – effective healthcare.

Around the world, emerging technologies and advancements in stem cell therapies are driving major changes in healthcare. With the use of potent mesenchymal stem cells isolated from the tissue of umbilical cord, damaged cells are replaced by new cells. This makes the symptoms of the diseases disappear. We are passionate about the latest developments in stem cell therapies and strive to deliver safe and effective treatment options to patients' world over at the highest medical standards.

As the leading stem cell therapy company, StemCellCareIndia takes care of each and every section of the Medical Trip to New Delhi. We ensure our patients get the best healthcare service by bringing in place, the renowned multispecialty hospitals, latest stem cell treatments, economical accommodations and travel options for the patients.

## VISION

Our vision is to provide effective healthcare services to patients all over the world fast and hassle-free. For this, we work closely with some of the best medical centres and research institutions in providing stem cell therapeutic solutions to our patients. Our work is to redesign and deliver the best treatment possible for the safe and fast recovery of patients and make their journey towards 'good health' as stress-free as possible.

## MISSION

Our mission is to provide the international patients visiting in New Delhi, the satisfaction of best treatment for any kind of disease. The face of healthcare has changed over the years and so, have the healthcare costs. We have a professional team that takes care of every need of international patients, from appointment to accommodation. Through our network of internationally accredited hospitals and research clinics, we provide reliable and bespoke assistance. Seeing patients getting healthier and happier is what make us happy.



# ORGAN SPECIFIC

Tissue injury happening after ischemic, toxic or inflammatory insults results in cell demise and perhaps to organ failure. The regeneration procedure taking place thereafter might lead to the complete repair of the impaired tissue or, in partial/altered remodeling, in tissue fibrosis and blemishing. This might depend on the intrinsic capability of diverse tissues to repair as well as on the entity and perseverance of the injury. In this situation, stem cell therapy can be observed as a promising choice in two diverse ways. The first is as a “support” mechanism, in which stem cells are used to promote complete tissue repair and avoid damaging fibrosis. The other is the “replace” option, in which stem cells segregate and substitute for impaired cells, providing an alternative to organ transplantation. This is of specific need in therapy for chronic organ failure.

Multi potent marrow stromal cells are the most established kind of stem cells for organ repair and the most progressive in clinical development. The conceivable applications of multi potent marrow stromal cells in the repair of kidney, heart and brain were discoursed and also their potential negative effects were discussed. A whole view of the complex identity of these multi potent cells, identified as per vascular cells in diverse organs, is provided. They recommend a role for per vascular stem cells as originators of mesenchymal stem cells and contemplate their possible physiological role in tissue regeneration.



There is a common agreement that the mechanism of the beneficial effect of multi potent stromal cells in organ repair is owing to a “support” mechanism rather than to their differentiation. In this light, it was reviewed that the intriguing likelihood of using bio products of stem cells such as micro vesicles, in place of the cells to support renewal in impaired organs, such as the liver and kidney, and offer a novel, and perhaps easier, methodology to stem cell therapy.



# SUPPORTIVE THERAPIES

Viezec is unlike any other stem cell treatment provider in the world, the reason? Since its inception, we have been developing and enhancing our stem cell treatment protocols with the notion that stimulation via a number of supportive therapies is essential to augment stem cell regenerative response. Our treatment methodology permits our patient to maximize their improvements. Learn more about the diverse therapies provided in our treatment practices.

## ACUPUNCTURE

Acupuncture is a method in which practitioners stimulate particular points on the body – most often by inserting thin needles via the skin. It is one of the most effective practices used in old-style Chinese medicine. Acupuncture arouses nerve fibers to convey signals to the spinal cord and brain, stimulating the body's central nervous system. The spinal cord and brain then release hormones accountable for making us feel less pain while improving overall health. Acupuncture might also: upsurge blood circulation and body temperature, affect white blood cell activity (responsible for our immune function), decrease cholesterol and triglyceride levels and normalize blood sugar levels.

## EPIDURAL STIMULATION

Epidural stimulation has aided preceding patients to recoup some voluntary motor function. The technology comprises of a device implanted in the epidural space which constantly delivers electric signals to the spinal cord. These electric signals mimic the ones that are delivered by the brain to voluntarily control the body's movements. The epidural stimulation device is offered by Medtronic.

## AQUA THERAPY

Aquatic Physical Therapy is the practice of physical therapy in a specially designed water pool with a therapist. The exceptional properties of the aquatic environment augment interventions for patients with neurological or musculoskeletal conditions. Aquatic therapy embraces a widespread variety of techniques permitting patients to improve their balance, muscle strength and body mechanics. Aquatic therapy works to boost the rehabilitation process and support efficiency of stem cell treatment.

## HYPERBARIC OXYGEN THERAPY

Hyperbaric Oxygen Therapy (HBOT) is the medical use of oxygen at a level upper than atmospheric pressure. The equipment necessary comprises of pressure chamber, which might be of rigid or flexible construction, and a means of supplying 100% oxygen into the respiratory system. Published research shows that HBOT upsurges the lifetime of stem cells after inoculation and offers an oxygen-rich atmosphere for the body to function at optimal levels.



## NERVE GROWTH FACTOR (NGF)

Nerve growth factor (NGF) is a member of the neurotrophic factor (neurotrophin, NTFS) family, which can inhibit the death of nerve cells and has several features of typical neurotransmitter molecules. NGF plays an imperative role in the development and growth of nerve cells. NGF is synthesized and secreted by tissues (corneal epithelial, endothelial, and corneal stromal cells), and it can be up-taken by sympathetic or sensory nerve endings and then conveyed to be stored in neuronal cell bodies where it can encourage the growth and differentiation of nerve cells. NGF can exert neurotrophic effects on injured nerves and promote neurogenesis (the procedure of generating neurons from stem cells) that is closely related to the development and functional maintenance and darning of the central nervous system. It is also adept of encouraging the regeneration of injured neurons in the peripheral nervous system, improving the pathology of neurons and guarding the nerves against hypoxia (lack of oxygen)/ischemia (lack of blood supply).

## TRANSCRANIAL MAGNETIC STIMULATION

Research has shown that TMS can efficiently treat symptoms of depression, anxiety, neurological discomfort, stroke, spinal cord injuries, autism and more. This process is very simple and noninvasive. During the process, a magnetic field generator or “coil” is placed near the head of the individual getting the treatment. The coil produces small electrical currents in the area of the brain just beneath the coil via electromagnetic induction. This electrical field causes a change in the trans membrane current of the neuron which results in depolarization or hyper polarization of the neuron and the firing of an action potential.

## OCCUPATIONAL THERAPY

Occupational therapy interventions concentrate on adapting the environment, revising the task and teaching the skill, so as to upsurge participation in and performance of everyday activities, predominantly those that are meaningful to the patient with physical, mental, or cognitive maladies. Our occupational therapists also focus much of their work on detecting and eradicating environmental barriers to independence and participation in day-to-day activities, akin to everyday life.

## PHYSIOTHERAPY

Physical therapy or physiotherapy (often truncated to PT) is a physical medicine and rehabilitation specialty that, by using mechanical force and actions, remediates damages and promotes flexibility, function and quality of life via examination, diagnosis, prognosis and physical intervention. We combine our PT with stem cells for supreme physical rehabilitation improvements.

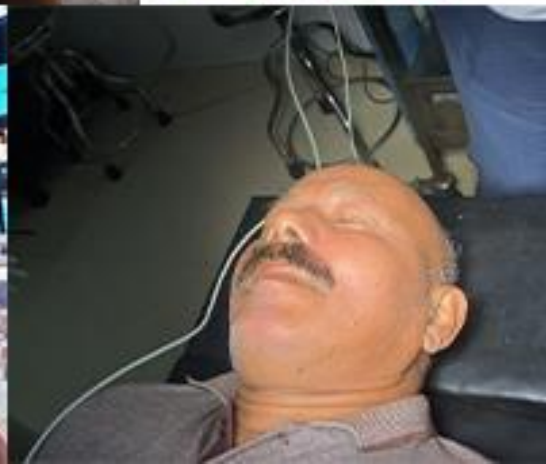
## NUTRITION THERAPY

Medical nutrition therapy (MNT) is a therapeutic methodology to treat medical conditions and their related symptoms by the usage of a specifically tailored diet formulated and monitored by a specialist. The therapy targets at fixing nutritional inefficiencies and physiological imbalances so as to provide the best environment possible for the stem cells to develop appropriately as well as improving patient's general health.





## INTERNATIONAL PATIENT GALLERY







## INTERNATIONAL PATIENT GALLERY







## INTERNATIONAL PATIENT GALLERY







## INDIAN PATIENT GALLERY



**BEFORE**



**AFTER**





## INDIAN PATIENT GALLERY







## INDIAN PATIENT GALLERY





# Viezec

STEM CELL INSTITUTE



<https://www.viezec.com/>



F3 / 3A, 2nd Floor, Abul Fazal Enclave  
Jamia Nagar  
New Delhi - 110025, INDIA



[info@viezec.com](mailto:info@viezec.com)



International Patients : +91 9773585103,  
Indian Patients : +91 96507 60803



/Viezec Medical Healthcare



/ViezecMedicalHealthcare



/Viezec



/viezec



+91 9773585103,  
+91 9650760803



/company/viezec