



**Viezec**  
STEM CELL INSTITUTE

# Diabetes



# Overview

Diabetes (diabetes mellitus) is a disorder of metabolism. The digestive tract breaks down the carbohydrates into glucose, a form of sugar that enters the bloodstream. This glucose is used by the cells of the body for energy. Insulin which is a pancreatic hormone carries this glucose to all the blood cells throughout the body. When the insulin production in the body is interfered or restricted, it gives rise to diabetes.

Most of the food we eat is turned into glucose, or sugar, for our bodies to use up for energy. The pancreas, is the organ that is found near the stomach, makes a hormone called insulin to help glucose get into the cells of our bodies. When you suffer from diabetes, your body either doesn't make enough insulin or can't use its own insulin as well as it should. This causes sugars to build up in the blood. Diabetes stem cell treatment is offered in India.

Diabetes can cause serious health complications including heart disease, blindness, kidney failure, and lower-extremity amputations. Diabetes is indicated by a clear set of symptoms, but it still often goes un-diagnosed. The main 3 diabetes signs are:

- Increased thirst
- Increased need to urinate
- Increased hunger

Diabetes is becoming increasingly common throughout the world, due to the increased obesity rate, which can lead to metabolic inactivity. There are 3 types of diabetes – Diabetes Type 1, Diabetes Type 2 and Gestational Diabetes. To cure this ailment, you can undergo the diabetes stem cell treatment in Delhi, India that StemCellCareIndia offers. This treatment basically encompasses stem cell therapy for diabetes patients.

## Symptoms

Fatigue

Weight loss

Intense hunger

Increased thirst

Frequent urination

Declined interest  
and concentration

Numbness or  
tingling, especially  
in hands/feet



## Cause

- Obesity, overweight, and inactivity
- Insulin resistance:
- Genetic History
- Genetics
- Exposure to viruses and other environmental factors
- Dehydration
- Weight loss
- Diabetic ketoacidosis
- Damage to your body

## Diagnosis



- Blood Sugar Fasting, PP
- HbA1c
- CBC
- THYROID PROFILE, TOTAL, SERUM
- GAD-65 (GLUTAMIC ACID DECARBOXYLASE- 65)
- ISLET CELL ANTIBODY, SERUM

## Adverse Reaction

We comprehend that patients might have apprehensions about adverse reactions to the treatment. Possible side-effects of stem cell therapy may differ from individual to individual; any complications depend upon the type of processes you are undergoing.

Side-effects experienced by our patients are consistent with predictable reactions for routine IV and LP injections. The most common reactions to the treatment are fever, headache, diarrhea, leg pain, vomiting and allergic reactions. Less than four percent of patients experience any of these signs.

### **The most common reactions to the stem cell treatment are:**

Fever

Headache

Leg Pain

Diarrhea

Vomiting

Allergic reactions



**Viezec**  
STEM CELL INSTITUTE

# Treatment Procedure

The ViezeC India offers a very safe and non-invasive treatment protocol and procedure. The patients can travel the next day. The following is the day-wise schedule for the patients.

## Day 1-

- Pick up from the Airport to the Hospital
- Interaction between Dr and Patient, to clear all their doubts at that time
- Admission procedure
- Clinical examination & Lab test will be done prescribed by the doctor

## Day 2-

- Stem cell Procedure
- Supportive therapies
- Physiotherapy

## Day 3-

- Supportive Therapy
- Physiotherapy
- Discharging formalities
- Drop back to the Airport

## International Patient Facilities

Quote/treatment plan  
Complimentary airport pick up  
Scheduling of all medical appointments  
Cost estimates for anticipated treatment

Visa assistance letter  
Dedicated guest relation officers  
Coordination of the admissions process



# Treatment

The majority of the cases of AMD involve the slow-developing type of AMD, called dry AMD. Currently, as of 2020, there are no treatment options available for dry AMD, but some promising new therapies are in it. The slow-developing form of AMD, called dry AMD, constitutes the majority of AMD cases. There are no treatment options currently available for dry AMD as of 2022, but some exciting new treatments are in the pipeline.

For all aspects of medicine today, including multiple cases of cancer, as well as for dry AMD, stem cell treatment is gaining momentum. The aim of stem cell treatment for AMD is to be able to replace retinal cells that have been damaged or killed by symptoms with new stem cells.

Stem cells are also inserted, through IV infusion, into the blood supply of the body. But, experts are focusing on how the stem cells can be transplanted directly into the eyes. One strategy involves placing the stem cells into a fluid suspension that can be injected under the retina

We use the unique technology of Mesenchymal stem cells extracted from Wharton's jelly (WJ) for treating MS. WJ-MSCs offer remunerative and budget friendly favorable treatment for tissue engineering purpose. An optic nerve stem cell regeneration aids this and more. They might help in the three peculiarly prominent ways – prevent damage, repair damage and develop new medicines.

The treatment will take place in multiple steps comprising of the following.

•**Qualification for the treatment:** Our experts will assess all your past medical history and symptoms to examine and correctly judge the severity of your condition. A series of tests will be performed to gain a knowledge of the stage of disease. As per the test results, our experts will counsel the patient for further process of the procedure.

•**Source Extraction:** With guidance and approval from the physician, the source of extraction will be decided. In general, WJ-MSCs are the most potent allogenic sources available. Stem cells from a healthy person (the donor) are transferred to the patient's body. A bone marrow donor is considered for allogenic stem cell transplantation. A scraping from the inside of the patient and his or her sibling's cheek is tested to determine tissue type. An expert will examine to identify Human Leukocyte Antigens (HLAs). If the HLA on the donor cells are identical or similar, the transplant is more likely to be successful. Stem cell for optic nerve atrophy is promoted to aid patients suffering from similar kind of ailment.

•**Laboratory Processing:** The extracted samples will be sent to government approved cGMP laboratory for processing. The sample manipulation will take place in a state-of-the-art facility in compliance with the ISO and GMP standards and using the latest technologies. The client will receive a third party certificate from an internationally accredited lab for quality purpose. An optic nerve stem cell therapy provides just that and more.

•**Stem Cell Implantation:** Once the stem cells are ready to be implanted, the doctor will identify the most potent method of infusion based on the patient's physical and mental well-being. The only limitation of the allogenic stem cell treatment is that this procedure carries the risk of developing Graft vs. host disease (GVHD), wherein the patient's body rejects the donor stem cells. Human leukocyte antigens (HLA) can help minimize the risk of any side effects. In this procedure, the HLA of the patient and the donor are primarily matched as closely as possible.

**Stem cell treatment Aftercare:** The patients will be asked to visit the doctors for evaluation. You will be provided counselling for speedy recovery and also kept on check to ensure that no side effects affect the human body.



## Mechanism

Stem cells can help restore the weakened retina and can contribute to a complete halt in the process of loss of vision, thus enhancing the general quality of life of humans. The new doors to the cure and changes in Macular Degeneration patients have been opened through Stem Cell Therapy.

Program for Stem Cell Therapies to treat multiple diseases. Each patient receives 200-300 million stem cells during the stem cell procedure. Not only does the sum of stem cells compensate everyday losses, but it beats them by a million times. The stem cell source, which has basically been missing for the last 15 to 20 years, is thus retrieved and revived. Different organs get rejuvenated following our stem cell injection, and they get revived when the new and activated stem cells replace the old ones fully.

Introduced into the retrobulbar space, stem cells may start to work on damaged tissue and begin to rejuvenate the optic fibers and retinal cells. Photoreceptors and other cells can be differentiated from mesenchymal stem cells. It is possible to use segregated stem cells to treat tumors in the macular and retinal cells.

- ❑ • There are three stem cell classes that vary, based on their position in the body and their potency (the ability to develop in different cell lines). Ophthalmologist performs experiments on both of these classes. Embryonic stem cells (ESCs) are cells that are found at an early stage of development in the inner cell mass of an embryo. ESCs are pluripotent, meaning that in the course of growth they will become any cells.
- ❑ Fetal stem cells. Following an abortion or from cord blood, this community of cells is removed from the fetus. Fetal SCs have greater functionality than adult SCs and are pluripotent. Such cells exhibit increased recovery rates of photoreceptors and are capable of sustained doubling during cultivation. Their use, however, is often synonymous with ethical concerns. Study on fetal cells is banned by law in many countries worldwide.
- ❑ Adult stem cells, found in mature tissues, are immobile and non-specialized cells. Adult SCs collaborate with new ones to replace dead cells and facilitate tissue regeneration. Nonetheless, they create a microenvironment for tissues, shield them from degeneration (destruction), and also have the capacity to self-renew and create mature cells. Hematopoietic stem cells, mesenchymal stem cells, and neural stem cells may be differentiated by multiple forms of SCs.
- ❑ Relevant antigens, which are a common cause of incompatibility between donor tissues and the recipient during transplantation, are still not generated. ESCs may be useful in managing retina degenerative disorders, retinal pigment epithelium pathologies, and optical neuropathies. Research on ESCs is banned at the regulatory level in many countries, as their extraction from the embryo interrupts its further production.



**Viezec**  
STEM CELL INSTITUTE

# Patient Testimonials

**Victor E. Fort (Oklahoma, U.S.):** I am a type 2 diabetic and wanted to try out a natural cure for my diabetes. I did a lot of research online and found this stem cell clinic for type 2 diabetes in India called Viezec. They were very helpful, I had a good experience with the doctors and staff there, also the treatment helped me with diabetes and also did not cause any side effects. It was a good decision and I will suggest everyone seeking stem cell therapy choose them.

**Francesca Sheppard (Hamlet, England):** I was diagnosed with type 1 diabetes and was getting treatment but the results were not the best. I tried stem cell treatment through Viezec and my sugar levels have been coming down. My sugar levels have now stabilized and I am feeling better. I think this is something that every diabetes patient should try once. They are also very kind-hearted and understanding, so I had no problems with my stay in India and they arranged a lot of amenities for me that would have otherwise cost a bank.

**Aidan Bradshaw (Calton Hill, Scotland):** I had type 2 diabetes for years, and it was getting worse with time. I had heard about stem cell therapy, but I was also scared of it. The idea of needles in my spine made me a little uncomfortable. But then I learnt about Viezec's allogenic treatment where they use cells from donors for stem cell treatment of type 2 diabetes in Delhi, India and decided to give it a try. I am glad I did. The results were unbelievable after the treatment. and I have been fine since then. I could not ask for a better treatment.





**MRS SWARALIPi DASH SAHA**  
Came from West Bengal for Diabetes Mellitus,  
Neuropathy and Retinopathy Treatment

Since the age of 14, I've been dealing with the effects of diabetes. Since then, I've been plagued by a variety of different neurological issues. All kinds of aches and pains began to manifest themselves in my feet. Due to diabetic neuropathy, I also had vision problems. Last year, I had a retinal detachment surgery. It was my last hope that stem cell therapy might help me. My stay here has exceeded my expectations in terms of both the service and the warmth. The group works well together.

**HAPPY PATIENT**

www.viezec.com  
info@viezec.com  
+91 96507 60803





**MOHAMMAD ANAS**  
Came from Dubai for Diabetes Mellitus &  
Neuropathy Treatment

I live in Dubai, I visited India for Stem Cell therapy. I was diagnosed with Diabetes and Neurotic troubles. I went from one treatment to another in search for an effective treatment, but was disappointed every time. I'm satisfied with the stem cell therapy at SCCI so far and await positive and better results in the future as well.

**HAPPY PATIENT**

www.viezec.com  
info@viezec.com  
+91 96507 60803



**DHAN DEVI**  
Came from Delhi for Type 2 Diabetes Treatment

**PATIENT STORY**

Dhan devi is 37 years in age and she had been diagnosed with Type 2 diabetes. When she decided to opt for stem cell therapy at Viezec, she was admitted in the hospital. She was given 5 injections of mesenchymal stem cells. All the injections were given by IV route. Total of 100 million cells were injected, each injection containing 25 million cells. Mrs. Dhandevi used to have pain in her whole body before the treatment. However, after treatment, she is quite happy and is able to get rid of the pain. She is able to live a happy and normal life. Before the treatment, her sugar level used to be 200 plus, but, after the treatment it dropped to 110. There is no swelling and inflammation in her feet now and also she is getting better in health. She is very happy with the team of the hospital.

www.viezec.com  
info@viezec.com  
+91 96507 60803

# Improvement

It's frightening to envision a life without a clear central goal, but there's reason to be hopeful. Doctors are also searching at ways to improve patients with this condition, and they're researching experimental therapies that may one day be used as a therapy. For instance, stem cell development is currently ongoing, with the potential to lead to a cure in the future.

Before these groundbreaking therapies become a reality, it's important to speak with an experienced doctor who will guide you through current procedures for the type of macular degeneration you have already. We have physicians available to work with you, and our doctors will use cutting-edge procedures to keep your eyes as healthy as possible. Patients' effects have changed as a result of stem cell therapy provided by Stem Cell Treatment India.

## Our Promise

It's frightening to envision a life without a clear central goal, but there's reason to be hopeful. Doctors are also searching at ways to improve patients with this condition, and they're researching experimental therapies that may one day be used as a therapy. For instance, stem cell development is currently ongoing, with the potential to lead to a cure in the future.

Before these groundbreaking therapies become a reality, it's important to speak with an experienced doctor who will guide you through current procedures for the type of macular degeneration you have already. We have physicians available to work with you, and our doctors will use cutting-edge procedures to keep your eyes as healthy as possible. Patients' effects have changed as a result of stem cell therapy provided by Stem Cell Treatment India.



## Post Treatment Care

### Postoperative care

The stem cell therapy does not damagingly affect patients in any way. Generally, the patients are permitted to leave after few hours after the completion of the stem cell treatment. A 24-hour patient hotline number is there for any inquiries after their discharge. The concerned physicians or surgeons of the clinic also stay in contact with their corresponding patients through telephone or email. By doing this, they can get the precise feedback about their progress and also suggest further recovery if required. Say for example, in case of a diabetic patient, after hearing about the patient's present symptoms, the concerned doctor can recommend the needed dosage of insulin.

### Treatment disclaimer

It is an imperative fact to comprehend that stem cell treatment in every prospect has the ability to diminish symptoms of numerous diseases. It also has the aptitude of ceasing several degenerative procedures, but one should also know that this treatment may not work for all kinds of patients. Viezec does not have the right of forecasting or warranting the success of this treatment.

In harmony to the current condition of a patient, the medical team of Viezec might propose the stem cell transplantation or may even withdraw the treatment under abnormal situations. However, in any case, the approval of the patient is a must. Keeping the patient's current health condition and unforeseen health hazards in mind, the medical staff might propose an alternative stem cell transplantation process. In exceptional situations, they may entirely cancel the treatment.

### **What other word can we use to explain type 2 diabetes?**

Often known as type 2 diabetes, diabetes mellitus is another name for adult-onset diabetes. Type 2 diabetes is often referred to as adult-onset diabetes because it is often diagnosed in adults, though children and teens may also develop the disease. Type 2 diabetes is a long-term disease that results from glucose levels in the blood that are significantly higher than average because the body is unable to use insulin properly.

### **When the body can no longer manufacture insulin on its own, injections or other methods must be used to help the body use insulin.**

The good news is that if you have type 1 diabetes (previously known as juvenile diabetes), you no longer have to prescribe your own insulin; you just need to take a form of insulin. Insulin supplementation is often required for certain persons with type 2 diabetes, whether or not they have type 1 diabetes. Insulin appears in many forms, with differing chemical compositions and shelf lives.

### **The pancreas is also known as the insulin-making gland. Is this assertion true or false?**

Yes, that is right. The insulin-producing organ in the body is the pancreas. The small organ found behind the lower part of the stomach is known as the pancreas. Enzymes are manufactured to aid in the processing of food in the intestine, and hormones like insulin are produced that assist in managing blood sugar levels.

Type 1 and type 2 diabetes differ in that type 1 is an infectious disease and type 2 is a metabolic disease.

### **Type 1 diabetes and type 2 diabetes have distinct features.**

In the past, type 1 diabetes was known as juvenile diabetes and the disease mainly affects children because the pancreas is unable to produce adequate insulin. Type 2 diabetes was formerly called adult-onset diabetes because it occurs in adults more frequently than in children. The bodies ability to use and consume insulin reduces in type 2 diabetes.





As a stem cell company at the cutting edge of Regenerative Medicine, Viezec is dedicated to developing technologies and protocols for safe and effective treatments utilising adult stem cells derived from the umbilical cord.

StemCellCareIndia offers a comprehensive range of stem cell solutions in India for the treatment of different kinds of diseases. Our main focus is helping people get back to good health through stem cell treatment. We have association with the leading hospitals, research institutions and medical colleges specialising in regenerative medicine to offer cost – effective healthcare.

Around the world, emerging technologies and advancements in stem cell therapies are driving major changes in healthcare. With the use of potent mesenchymal stem cells isolated from the tissue of umbilical cord, damaged cells are replaced by new cells. This makes the symptoms of the diseases disappear. We are passionate about the latest developments in stem cell therapies and strive to deliver safe and effective treatment options to patients' world over at the highest medical standards.

As the leading stem cell therapy company, StemCellCareIndia takes care of each and every section of the Medical Trip to New Delhi. We ensure our patients get the best healthcare service by bringing in place, the renowned multispecialty hospitals, latest stem cell treatments, economical accommodations and travel options for the patients.

## VISION

Our vision is to provide effective healthcare services to patients all over the world fast and hassle-free. For this, we work closely with some of the best medical centres and research institutions in providing stem cell therapeutic solutions to our patients. Our work is to redesign and deliver the best treatment possible for the safe and fast recovery of patients and make their journey towards 'good health' as stress-free as possible.

## MISSION

Our mission is to provide the international patients visiting in New Delhi, the satisfaction of best treatment for any kind of disease. The face of healthcare has changed over the years and so, have the healthcare costs. We have a professional team that takes care of every need of international patients, from appointment to accommodation. Through our network of internationally accredited hospitals and research clinics, we provide reliable and bespoke assistance. Seeing patients getting healthier and happier is what make us happy.

# OTHER DISEASE

Stem cells are the prime cells that are present inside our body as our own “natural resources” and can be recovered back in crisis. The regenerative power of these stem cells will be employed in case of usual deterioration of the body. In an unhealthy condition as well, when the whole cellular system of a specific organ; these cells will be useful in redeveloping as many cells as possible to renovate back the lost function, to fairly an extent. This far-reaching regenerative potential of stem cells has been employed by the science of medicine to treat multiplicity of ailments, for which no known treatment modality does occur so far. Thus, stem cell therapy can definitely be a new medical blessing that has been recognized for treating numerous health stigmas, which are worrying mankind so far.

In the recent years, stem cells therapy has been evolving as the most viable option to treat variety of degenerative illnesses, which cannot be treated with the assistance of conventional treatment choices. Numerous clinical evidences have been amassed from gigantic obtainability of data to assess the immense potential of stem cell therapy as a contemporary medicine. Various doctors are in this regard, supporting stem cell therapy in India; indicating it to be the most innovative way to treat the root cause,



with the assistance of body's own restoring mechanism. Although, the therapeutic results are very promising, to affirm it to be the mainstream medicine; adequate clinical evidences are required, which can be gotten via huge variety of clinical trials. Thus, unquestionably, stem cells treatments are very auspicious and can prove as the prospective alternative for futuristic treatment arrangement.

# SUPPORTIVE THERAPIES

Viezec is unlike any other stem cell treatment provider in the world, the reason? Since its inception, we have been developing and enhancing our stem cell treatment protocols with the notion that stimulation via a number of supportive therapies is essential to augment stem cell regenerative response. Our treatment methodology permits our patient to maximize their improvements. Learn more about the diverse therapies provided in our treatment practices.

## ACUPUNCTURE

Acupuncture is a method in which practitioners stimulate particular points on the body – most often by inserting thin needles via the skin. It is one of the most effective practices used in old-style Chinese medicine. Acupuncture arouses nerve fibers to convey signals to the spinal cord and brain, stimulating the body's central nervous system. The spinal cord and brain then release hormones accountable for making us feel less pain while improving overall health. Acupuncture might also: upsurge blood circulation and body temperature, affect white blood cell activity (responsible for our immune function), decrease cholesterol and triglyceride levels and normalize blood sugar levels.

## EPIDURAL STIMULATION

Epidural stimulation has aided preceding patients to recoup some voluntary motor function. The technology comprises of a device implanted in the epidural space which constantly delivers electric signals to the spinal cord. These electric signals mimic the ones that are delivered by the brain to voluntarily control the body's movements. The epidural stimulation device is offered by Medtronic.

## AQUA THERAPY

Aquatic Physical Therapy is the practice of physical therapy in a specially designed water pool with a therapist. The exceptional properties of the aquatic environment augment interventions for patients with neurological or musculoskeletal conditions. Aquatic therapy embraces a widespread variety of techniques permitting patients to improve their balance, muscle strength and body mechanics. Aquatic therapy works to boost the rehabilitation process and support efficiency of stem cell treatment.

## HYPERBARIC OXYGEN THERAPY

Hyperbaric Oxygen Therapy (HBOT) is the medical use of oxygen at a level upper than atmospheric pressure. The equipment necessary comprises of pressure chamber, which might be of rigid or flexible construction, and a means of supplying 100% oxygen into the respiratory system. Published research shows that HBOT upsurges the lifetime of stem cells after inoculation and offers an oxygen-rich atmosphere for the body to function at optimal levels.

## NERVE GROWTH FACTOR (NGF)

Nerve growth factor (NGF) is a member of the neurotrophic factor (neurotrophin, NTFS) family, which can inhibit the death of nerve cells and has several features of typical neurotransmitter molecules. NGF plays an imperative role in the development and growth of nerve cells. NGF is synthesized and secreted by tissues (corneal epithelial, endothelial, and corneal stromal cells), and it can be up-taken by sympathetic or sensory nerve endings and then conveyed to be stored in neuronal cell bodies where it can encourage the growth and differentiation of nerve cells. NGF can exert neurotrophic effects on injured nerves and promote neurogenesis (the procedure of generating neurons from stem cells) that is closely related to the development and functional maintenance and darning of the central nervous system. It is also adept of encouraging the regeneration of injured neurons in the peripheral nervous system, improving the pathology of neurons and guarding the nerves against hypoxia (lack of oxygen)/ischemia (lack of blood supply).

## TRANSCRANIAL MAGNETIC STIMULATION

Research has shown that TMS can efficiently treat symptoms of depression, anxiety, neurological discomfort, stroke, spinal cord injuries, autism and more. This process is very simple and noninvasive. During the process, a magnetic field generator or “coil” is placed near the head of the individual getting the treatment. The coil produces small electrical currents in the area of the brain just beneath the coil via electromagnetic induction. This electrical field causes a change in the trans membrane current of the neuron which results in depolarization or hyper polarization of the neuron and the firing of an action potential.

## OCCUPATIONAL THERAPY

Occupational therapy interventions concentrate on adapting the environment, revising the task and teaching the skill, so as to upsurge participation in and performance of everyday activities, predominantly those that are meaningful to the patient with physical, mental, or cognitive maladies. Our occupational therapists also focus much of their work on detecting and eradicating environmental barriers to independence and participation in day-to-day activities, akin to everyday life.

## PHYSIOTHERAPY

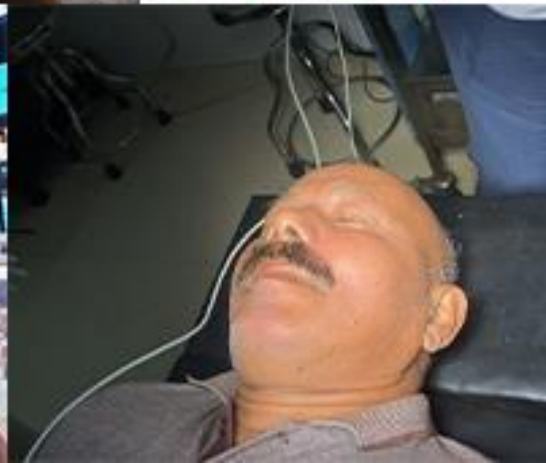
Physical therapy or physiotherapy (often truncated to PT) is a physical medicine and rehabilitation specialty that, by using mechanical force and actions, remediates damages and promotes flexibility, function and quality of life via examination, diagnosis, prognosis and physical intervention. We combine our PT with stem cells for supreme physical rehabilitation improvements.

## NUTRITION THERAPY

Medical nutrition therapy (MNT) is a therapeutic methodology to treat medical conditions and their related symptoms by the usage of a specifically tailored diet formulated and monitored by a specialist. The therapy targets at fixing nutritional inefficiencies and physiological imbalances so as to provide the best environment possible for the stem cells to develop appropriately as well as improving patient's general health.



## INTERNATIONAL PATIENT GALLERY





## INTERNATIONAL PATIENT GALLERY





## INTERNATIONAL PATIENT GALLERY





## INDIAN PATIENT GALLERY



BEFORE



AFTER



## INDIAN PATIENT GALLERY





## INDIAN PATIENT GALLERY



# Viezec

STEM CELL INSTITUTE



<https://www.viezec.com/>



F3 / 3A, 2nd Floor, Abul Fazal Enclave  
Jamia Nagar  
New Delhi - 110025, INDIA



[info@viezec.com](mailto:info@viezec.com)



International Patients : +91 9773585103,  
Indian Patients : +91 96507 60803



/Viezec Medical Healthcare



/ViezecMedicalHealthcare



/Viezec



/viezec



+91 9773585103,  
+91 9650760803



/company/viezec