



Viezec
STEM CELL INSTITUTE

Erectile Dysfunction



/Viezec



/Viezec Medical Health Care



/ViezecMedicalHealthCare

Overview

ED affects as much as 30 million men in the United States, with about one in every two men over the age of 75 suffering from it. ED will lead to issues with self-esteem, performance anxiety, and depression in men who have it on a daily basis. And all of this exacerbates ED. It's a vicious spiral that can strain a marriage or friendship. But you're not alone, so speak to your doctor about regaining your faith.

True, your subconscious plays a major role in your sexuality. ED may be caused by stress, anxiety, depression, and relationship issues. Be sure the doctor is aware of any psychiatric or emotional issues you are experiencing. However, most instances of ED are triggered by a physical condition. Diabetes, high blood pressure, nerve dysfunction or injury, multiple sclerosis, artery hardening, and heart disease are all examples of this. Certain medications can also play a role.

While testosterone is the most significant male hormone, it is not always to blame for ED. Low testosterone levels can affect a man's appetite for sex, but not his erection. Erections are largely influenced by two factors: nerve supply and blood flow. Nerves in the region regulate muscles that cause blood to flow through the penis until sensory or mental stimulus begins. An orgasm is the result of this.

Your genes may hold the key to ED care in the future. Researchers are working with gene therapy as a long-term remedy and potentially a cure for ED. Some scientists are looking at stem cell therapy. Consult the doctor if you're interested in taking part in an ED clinical trial. Clinical studies can provide early access to new therapies and advance study, which can support other men with ED.

Symptoms

It gets difficult to attain erection.

Trouble keeping the erection.

Reduced urge to indulge in sexual intercourse.

Mood swings can be the other cause.

Soft erection is also one of the symptom.



Cause

Heart disease, Clogged blood vessels (atherosclerosis), High cholesterol, High blood pressure, Diabetes, Obesity, Metabolic syndrome, Parkinson's disease, Multiple sclerosis, Certain prescription medications, Tobacco use, Peyronie's disease, Alcoholism and other forms of substance abuse, Sleep disorders, Treatments for prostate cancer or enlarged prostate, Surgeries or injuries that affect the pelvic area or spinal cord, Low testosterone

Diagnosis



- Physical exam
- Blood tests
- Urine tests (urinalysis)
- Ultrasound
- Psychological exam

Adverse Reaction

We comprehend that patients might have apprehensions about adverse reactions to the treatment. Possible side-effects of stem cell therapy may differ from individual to individual; any complications depend upon the type of processes you are undergoing.

Side-effects experienced by our patients are consistent with predictable reactions for routine IV and LP injections. The most common reactions to the treatment are fever, headache, diarrhea, leg pain, vomiting and allergic reactions. Less than four percent of patients experience any of these signs.

The most common reactions to the stem cell treatment are:

Fever

Headache

Leg Pain

Diarrhea

Vomiting

Allergic reactions



Vieze
STEM CELL INSTITUTE

Treatment Procedure

The Viezec India offers a very safe and non-invasive treatment protocol and procedure. The patients can travel the next day. The following is the day-wise schedule for the patients.

Day 1-

- Pick up from the Airport to the Hospital
- Interaction between Dr and Patient, to clear all their doubts at that time
- Admission procedure
- Clinical examination & Lab test will be done prescribed by the doctor

Day 2-

- Stem cell Procedure
- Supportive therapies
- Physiotherapy

Day 3-

- Supportive Therapy
- Physiotherapy
- Discharging formalities
- Drop back to the Airport



International Patient Facilities

Quote/treatment plan
Complimentary airport pick up
Scheduling of all medical appointments
Cost estimates for anticipated treatment

Visa assistance letter
Dedicated guest relation officers
Coordination of the admissions process



Treatment

The majority of the cases of AMD involve the slow-developing type of AMD, called dry AMD. Currently, as of 2020, there are no treatment options available for dry AMD, but some promising new therapies are in it. The slow-developing form of AMD, called dry AMD, constitutes the majority of AMD cases. There are no treatment options currently available for dry AMD as of 2022, but some exciting new treatments are in the pipeline.

For all aspects of medicine today, including multiple cases of cancer, as well as for dry AMD, stem cell treatment is gaining momentum. The aim of stem cell treatment for AMD is to be able to replace retinal cells that have been damaged or killed by symptoms with new stem cells.

Stem cells are also inserted, through IV infusion, into the blood supply of the body. But, experts are focusing on how the stem cells can be transplanted directly into the eyes. One strategy involves placing the stem cells into a fluid suspension that can be injected under the retina

We use the unique technology of Mesenchymal stem cells extracted from Wharton's jelly (WJ) for treating MS. WJ-MSCs offer remunerative and budget friendly favorable treatment for tissue engineering purpose. An optic nerve stem cell regeneration aids this and more. They might help in the three peculiarly prominent ways – prevent damage, repair damage and develop new medicines.

The treatment will take place in multiple steps comprising of the following.

•**Qualification for the treatment:** Our experts will assess all your past medical history and symptoms to examine and correctly judge the severity of your condition. A series of tests will be performed to gain a knowledge of the stage of disease. As per the test results, our experts will counsel the patient for further process of the procedure.

•**Source Extraction:** With guidance and approval from the physician, the source of extraction will be decided. In general, WJ-MSCs are the most potent allogenic sources available. Stem cells from a healthy person (the donor) are transferred to the patient's body. A bone marrow donor is considered for allogenic stem cell transplantation. A scraping from the inside of the patient and his or her sibling's cheek is tested to determine tissue type. An expert will examine to identify Human Leukocyte Antigens (HLAs). If the HLA on the donor cells are identical or similar, the transplant is more likely to be successful. Stem cell for optic nerve atrophy is promoted to aid patients suffering from similar kind of ailment.

•**Laboratory Processing:** The extracted samples will be sent to government approved cGMP laboratory for processing. The sample manipulation will take place in a state-of-the-art facility in compliance with the ISO and GMP standards and using the latest technologies. The client will receive a third party certificate from an internationally accredited lab for quality purpose. An optic nerve stem cell therapy provides just that and more.

•**Stem Cell Implantation:** Once the stem cells are ready to be implanted, the doctor will identify the most potent method of infusion based on the patient's physical and mental well-being. The only limitation of the allogenic stem cell treatment is that this procedure carries the risk of developing Graft vs. host disease (GVHD), wherein the patient's body rejects the donor stem cells. Human leukocyte antigens (HLA) can help minimize the risk of any side effects. In this procedure, the HLA of the patient and the donor are primarily matched as closely as possible.

Stem cell treatment Aftercare: The patients will be asked to visit the doctors for evaluation. You will be provided counselling for speedy recovery and also kept on check to ensure that no side effects affect the human body.



Mechanism

Stem cells can help restore the weakened retina and can contribute to a complete halt in the process of loss of vision, thus enhancing the general quality of life of humans. The new doors to the cure and changes in Macular Degeneration patients have been opened through Stem Cell Therapy.

Program for Stem Cell Therapies to treat multiple diseases. Each patient receives 200-300 million stem cells during the stem cell procedure. Not only does the sum of stem cells compensate everyday losses, but it beats them by a million times. The stem cell source, which has basically been missing for the last 15 to 20 years, is thus retrieved and revived. Different organs get rejuvenated following our stem cell injection, and they get revived when the new and activated stem cells replace the old ones fully.

Introduced into the retrobulbar space, stem cells may start to work on damaged tissue and begin to rejuvenate the optic fibers and retinal cells. Photoreceptors and other cells can be differentiated from mesenchymal stem cells. It is possible to use segregated stem cells to treat tumors in the macular and retinal cells.

- ❑ • There are three stem cell classes that vary, based on their position in the body and their potency (the ability to develop in different cell lines). Ophthalmologist performs experiments on both of these classes. Embryonic stem cells (ESCs) are cells that are found at an early stage of development in the inner cell mass of an embryo. ESCs are pluripotent, meaning that in the course of growth they will become any cells.
- ❑ Fetal stem cells. Following an abortion or from cord blood, this community of cells is removed from the fetus. Fetal SCs have greater functionality than adult SCs and are pluripotent. Such cells exhibit increased recovery rates of photoreceptors and are capable of sustained doubling during cultivation. Their use, however, is often synonymous with ethical concerns. Study on fetal cells is banned by law in many countries worldwide.
- ❑ Adult stem cells, found in mature tissues, are immobile and non-specialized cells. Adult SCs collaborate with new ones to replace dead cells and facilitate tissue regeneration. Nonetheless, they create a microenvironment for tissues, shield them from degeneration (destruction), and also have the capacity to self-renew and create mature cells. Hematopoietic stem cells, mesenchymal stem cells, and neural stem cells may be differentiated by multiple forms of SCs.
- ❑ Relevant antigens, which are a common cause of incompatibility between donor tissues and the recipient during transplantation, are still not generated. ESCs may be useful in managing retina degenerative disorders, retinal pigment epithelium pathologies, and optical neuropathies. Research on ESCs is banned at the regulatory level in many countries, as their extraction from the embryo interrupts its further production.



Viezec
STEM CELL INSTITUTE

Patient Testimonials

Sam M. Lawrence (Cambridge, Massachusetts)


I was looking for a treatment to cure my erectile dysfunction. I was skeptical at first but after trying Stem Cell Therapy at Viezec I am a believer. It's less invasive, less painful and the results are better than any other treatment I have tried before. I highly recommend stem cells and it's all thanks to Viezec for their highly informative approach that automatically increases the confidence of patients to try the therapy. Thank you guys I believe that you are the most friendly and expert healthcare service team out there.

Subroto Adhikari (Kerala, India)

I started noticing my performance in the bedroom was not up to par so I went to see my doctor and then got a series of tests and found that I had ED. I really didn't have time to go through a treatment that was not guaranteed to work so I decided to look for an alternative solution. I found these guys online and decided to give their stem cell therapy a try. So far I'm very impressed with the results, I'm able to achieve and maintain an erection and I'm having more fun than I used to. Thanks guys!

Tejinder Singh (West Bengal, India)

I was suffering from erectile dysfunction and tried a few products that my doctor recommended but I was not happy with the results. A friend of mine told me about a stem cell treatment that could help me with my problem and I decided to try it out. I was pleasantly surprised and can now enjoy a normal sexual life. I am thankful to the doctors and staff at Viezec for changing my life for the better.





MRS SWARALIPI DASH SAHA
came from West Bengal for Diabetes Mellitus,
Neuropathy and Retinopathy Treatment

Since the age of 14, I've been dealing with the effects of diabetes. Since then, I've been plagued by a variety of different neurological issues. All kinds of aches and pains began to manifest themselves in my feet. Due to diabetic neuropathy, I also had vision problems. Last year, I had a retinal detachment surgery. It was my last hope that stem cell therapy might help me. My stay here has exceeded my expectations in terms of both the service and the warmth. The group works well together.

HAPPY PATIENT

www.viezec.com
info@viezec.com
+91 96507 60803



ROHIT
came from Hyderabad for Erectile Dysfunction

Hi, I am Rohit and I have erectile dysfunction problem. I knew I had this problem from past 1 year. Probably from past 6 years, I was having this issue and gradually it increased with time. I took me a lot of time to realize that I had erectile dysfunction. When I was 17 years old, I had Hodgkin lymphoma for which I underwent chemotherapy and radiation therapy. After that, there was some effect on the nerves because of which I developed erectile dysfunction. Since 2014, I was facing many health concerns and digestive problems too. To cure my ED, I started with medicines but even after high dosage of tablets, I was not able to improve my condition. After that, I went to another doctor for shock treatment. There was a bit of improvement after that therapy but I wasn't much satisfied. Then, at that time, I researched a lot about stem cell therapy and I read a lot about it. It is a new technology and the results are promising. I contacted Viezec via mail and they explained me the whole process and also told me about the fees. I came here and I am taking stem cell treatment via Viezec. I am hopeful that my condition will improve.

PATIENT STORY

www.viezec.com
info@viezec.com
+91 96507 60803

Improvement

It's frightening to envision a life without a clear central goal, but there's reason to be hopeful. Doctors are also searching at ways to improve patients with this condition, and they're researching experimental therapies that may one day be used as a therapy. For instance, stem cell development is currently ongoing, with the potential to lead to a cure in the future.

Before these groundbreaking therapies become a reality, it's important to speak with an experienced doctor who will guide you through current procedures for the type of macular degeneration you have already. We have physicians available to work with you, and our doctors will use cutting-edge procedures to keep your eyes as healthy as possible. Patients' effects have changed as a result of stem cell therapy provided by Stem Cell Treatment India.

Our Promise

It's frightening to envision a life without a clear central goal, but there's reason to be hopeful. Doctors are also searching at ways to improve patients with this condition, and they're researching experimental therapies that may one day be used as a therapy. For instance, stem cell development is currently ongoing, with the potential to lead to a cure in the future.

Before these groundbreaking therapies become a reality, it's important to speak with an experienced doctor who will guide you through current procedures for the type of macular degeneration you have already. We have physicians available to work with you, and our doctors will use cutting-edge procedures to keep your eyes as healthy as possible. Patients' effects have changed as a result of stem cell therapy provided by Stem Cell Treatment India.



Post Treatment Care

Postoperative care

The stem cell therapy does not damagingly affect patients in any way. Generally, the patients are permitted to leave after few hours after the completion of the stem cell treatment. A 24-hour patient hotline number is there for any inquiries after their discharge. The concerned physicians or surgeons of the clinic also stay in contact with their corresponding patients through telephone or email. By doing this, they can get the precise feedback about their progress and also suggest further recovery if required. Say for example, in case of a diabetic patient, after hearing about the patient's present symptoms, the concerned doctor can recommend the needed dosage of insulin.

Treatment disclaimer

It is an imperative fact to comprehend that stem cell treatment in every prospect has the ability to diminish symptoms of numerous diseases. It also has the aptitude of ceasing several degenerative procedures, but one should also know that this treatment may not work for all kinds of patients. Viezec does not have the right of forecasting or warranting the success of this treatment.

In harmony to the current condition of a patient, the medical team of Viezec might propose the stem cell transplantation or may even withdraw the treatment under abnormal situations. However, in any case, the approval of the patient is a must. Keeping the patient's current health condition and unforeseen health hazards in mind, the medical staff might propose an alternative stem cell transplantation process. In exceptional situations, they may entirely cancel the treatment.

1.Is dysfunction a standard a part of aging?

Erectile dysfunction isn't necessarily an age thing. There are signs affirming erection in elder men. On the contrary, 5-10% of the population has been rumored to be below thirty five years elderly, UN agency are whiny regarding dysfunction.

2.Is dysfunction physical or psychological?

As firmer erection, has invariably been a combined with action, as a results of the complete series of psychological and physical events, it's related to each the explanations.

3.Is it traditional to induce ED?

With the present rumored information, several men suffer from this issue, but on a generalized note, men with dysfunction wait for five years before planning to visit the doctor. Owing to the changes observed in their mode pattern, intake habits and stress, it's discovered to be an additional wide unfold than a standard man might imagine. An individual with dysfunction, shouldn't take the illness terribly gently, because it could create to different complications like polygenic disease.

4.What are the physical causes of ED?

The most common reason for dysfunction is broken arteries, sleek muscles and fibrous tissues. The issues associated with them can be caused by a range of things like diseases such as coronary-artery disease, diabetes, disseminated sclerosis, excretory organ diseases etc. penial injuries might also result in the most important hassle. These complications are catered to with surgery or radiations, this will interfere with nerve impulses or blood flow to the member. Dysfunction may also be the results of a facet impact of common medication taken for prime pressure, antidepressants, tranquilizers, etc. Chronic use of alcohol, tobacco etc. may also pose the reason for dysfunction aggravation by bated sexual life.

5.What are the physiological issues related to ED?

Psychological issues, like anxiety or depression could interfere with the men's erection method, often it can distract him from things that usually arouse him. These issues will be listed out as depression, relationship issues, anxiety, stress etc.





As a stem cell company at the cutting edge of Regenerative Medicine, Viezec is dedicated to developing technologies and protocols for safe and effective treatments utilising adult stem cells derived from the umbilical cord.

StemCellCareIndia offers a comprehensive range of stem cell solutions in India for the treatment of different kinds of diseases. Our main focus is helping people get back to good health through stem cell treatment. We have association with the leading hospitals, research institutions and medical colleges specialising in regenerative medicine to offer cost – effective healthcare.

Around the world, emerging technologies and advancements in stem cell therapies are driving major changes in healthcare. With the use of potent mesenchymal stem cells isolated from the tissue of umbilical cord, damaged cells are replaced by new cells. This makes the symptoms of the diseases disappear. We are passionate about the latest developments in stem cell therapies and strive to deliver safe and effective treatment options to patients' world over at the highest medical standards.

As the leading stem cell therapy company, StemCellCareIndia takes care of each and every section of the Medical Trip to New Delhi. We ensure our patients get the best healthcare service by bringing in place, the renowned multispecialty hospitals, latest stem cell treatments, economical accommodations and travel options for the patients.

VISION

Our vision is to provide effective healthcare services to patients all over the world fast and hassle-free. For this, we work closely with some of the best medical centres and research institutions in providing stem cell therapeutic solutions to our patients. Our work is to redesign and deliver the best treatment possible for the safe and fast recovery of patients and make their journey towards 'good health' as stress-free as possible.

MISSION

Our mission is to provide the international patients visiting in New Delhi, the satisfaction of best treatment for any kind of disease. The face of healthcare has changed over the years and so, have the healthcare costs. We have a professional team that takes care of every need of international patients, from appointment to accommodation. Through our network of internationally accredited hospitals and research clinics, we provide reliable and bespoke assistance. Seeing patients getting healthier and happier is what make us happy.

ORGAN SPECIFIC

Tissue injury happening after ischemic, toxic or inflammatory insults results in cell demise and perhaps to organ failure. The regeneration procedure taking place thereafter might lead to the complete repair of the impaired tissue or, in partial/altered remodeling, in tissue fibrosis and blemishing. This might depend on the intrinsic capability of diverse tissues to repair as well as on the entity and perseverance of the injury. In this situation, stem cell therapy can be observed as a promising choice in two diverse ways. The first is as a “support” mechanism, in which stem cells are used to promote complete tissue repair and avoid damaging fibrosis. The other is the “replace” option, in which stem cells segregate and substitute for impaired cells, providing an alternative to organ transplantation. This is of specific need in therapy for chronic organ failure.

Multi potent marrow stromal cells are the most established kind of stem cells for organ repair and the most progressive in clinical development. The conceivable applications of multi potent marrow stromal cells in the repair of kidney, heart and brain were discoursed and also their potential negative effects were discussed. A whole view of the complex identity of these multi potent cells, identified as per vascular cells in diverse organs, is provided. They recommend a role for per vascular stem cells as originators of mesenchymal stem cells and contemplate their possible physiological role in tissue regeneration.



There is a common agreement that the mechanism of the beneficial effect of multi potent stromal cells in organ repair is owing to a “support” mechanism rather than to their differentiation. In this light, it was reviewed that the intriguing likelihood of using bio products of stem cells such as micro vesicles, in place of the cells to support renewal in impaired organs, such as the liver and kidney, and offer a novel, and perhaps easier, methodology to stem cell therapy.

SUPPORTIVE THERAPIES

Viezec is unlike any other stem cell treatment provider in the world, the reason? Since its inception, we have been developing and enhancing our stem cell treatment protocols with the notion that stimulation via a number of supportive therapies is essential to augment stem cell regenerative response. Our treatment methodology permits our patient to maximize their improvements. Learn more about the diverse therapies provided in our treatment practices.

ACUPUNCTURE

Acupuncture is a method in which practitioners stimulate particular points on the body – most often by inserting thin needles via the skin. It is one of the most effective practices used in old-style Chinese medicine. Acupuncture arouses nerve fibers to convey signals to the spinal cord and brain, stimulating the body's central nervous system. The spinal cord and brain then release hormones accountable for making us feel less pain while improving overall health. Acupuncture might also: upsurge blood circulation and body temperature, affect white blood cell activity (responsible for our immune function), decrease cholesterol and triglyceride levels and normalize blood sugar levels.

EPIDURAL STIMULATION

Epidural stimulation has aided preceding patients to recoup some voluntary motor function. The technology comprises of a device implanted in the epidural space which constantly delivers electric signals to the spinal cord. These electric signals mimic the ones that are delivered by the brain to voluntarily control the body's movements. The epidural stimulation device is offered by Medtronic.

AQUA THERAPY

Aquatic Physical Therapy is the practice of physical therapy in a specially designed water pool with a therapist. The exceptional properties of the aquatic environment augment interventions for patients with neurological or musculoskeletal conditions. Aquatic therapy embraces a widespread variety of techniques permitting patients to improve their balance, muscle strength and body mechanics. Aquatic therapy works to boost the rehabilitation process and support efficiency of stem cell treatment.

HYPERBARIC OXYGEN THERAPY

Hyperbaric Oxygen Therapy (HBOT) is the medical use of oxygen at a level upper than atmospheric pressure. The equipment necessary comprises of pressure chamber, which might be of rigid or flexible construction, and a means of supplying 100% oxygen into the respiratory system. Published research shows that HBOT upsurges the lifetime of stem cells after inoculation and offers an oxygen-rich atmosphere for the body to function at optimal levels.

NERVE GROWTH FACTOR (NGF)

Nerve growth factor (NGF) is a member of the neurotrophic factor (neurotrophin, NTFS) family, which can inhibit the death of nerve cells and has several features of typical neurotransmitter molecules. NGF plays an imperative role in the development and growth of nerve cells. NGF is synthesized and secreted by tissues (corneal epithelial, endothelial, and corneal stromal cells), and it can be up-taken by sympathetic or sensory nerve endings and then conveyed to be stored in neuronal cell bodies where it can encourage the growth and differentiation of nerve cells. NGF can exert neurotrophic effects on injured nerves and promote neurogenesis (the procedure of generating neurons from stem cells) that is closely related to the development and functional maintenance and darning of the central nervous system. It is also adept of encouraging the regeneration of injured neurons in the peripheral nervous system, improving the pathology of neurons and guarding the nerves against hypoxia (lack of oxygen)/ischemia (lack of blood supply).

TRANSCRANIAL MAGNETIC STIMULATION

Research has shown that TMS can efficiently treat symptoms of depression, anxiety, neurological discomfort, stroke, spinal cord injuries, autism and more. This process is very simple and noninvasive. During the process, a magnetic field generator or “coil” is placed near the head of the individual getting the treatment. The coil produces small electrical currents in the area of the brain just beneath the coil via electromagnetic induction. This electrical field causes a change in the trans membrane current of the neuron which results in depolarization or hyper polarization of the neuron and the firing of an action potential.

OCCUPATIONAL THERAPY

Occupational therapy interventions concentrate on adapting the environment, revising the task and teaching the skill, so as to upsurge participation in and performance of everyday activities, predominantly those that are meaningful to the patient with physical, mental, or cognitive maladies. Our occupational therapists also focus much of their work on detecting and eradicating environmental barriers to independence and participation in day-to-day activities, akin to everyday life.

PHYSIOTHERAPY

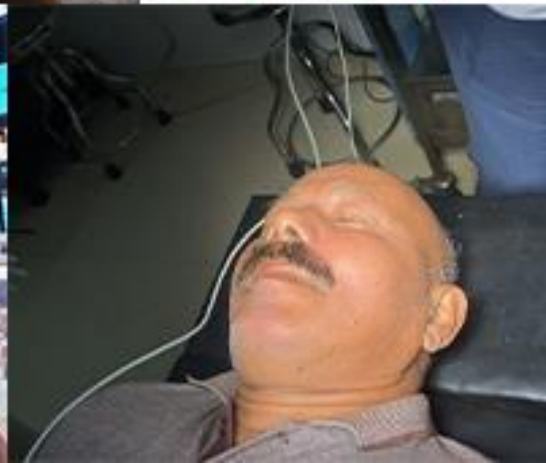
Physical therapy or physiotherapy (often truncated to PT) is a physical medicine and rehabilitation specialty that, by using mechanical force and actions, remediates damages and promotes flexibility, function and quality of life via examination, diagnosis, prognosis and physical intervention. We combine our PT with stem cells for supreme physical rehabilitation improvements.

NUTRITION THERAPY

Medical nutrition therapy (MNT) is a therapeutic methodology to treat medical conditions and their related symptoms by the usage of a specifically tailored diet formulated and monitored by a specialist. The therapy targets at fixing nutritional inefficiencies and physiological imbalances so as to provide the best environment possible for the stem cells to develop appropriately as well as improving patient's general health.



INTERNATIONAL PATIENT GALLERY





INTERNATIONAL PATIENT GALLERY





INTERNATIONAL PATIENT GALLERY





INDIAN PATIENT GALLERY



BEFORE



AFTER



INDIAN PATIENT GALLERY





INDIAN PATIENT GALLERY



Viezec

STEM CELL INSTITUTE



<https://www.viezec.com/>



F3 / 3A, 2nd Floor, Abul Fazal Enclave
Jamia Nagar
New Delhi - 110025, INDIA



info@viezec.com



International Patients : +91 9773585103,
Indian Patients : +91 96507 60803



/Viezec Medical Healthcare



/ViezecMedicalHealthcare



/Viezec



/viezec



+91 9773585103,
+91 9650760803



/company/viezec