



**Viezec**  
STEM CELL INSTITUTE

# Osteoporosis



# Overview

Osteoporosis is an ailment that makes the bones fragile and breakable. Individuals suffering from osteoporosis find it troublesome to carry out even the basic tasks. Osteoporosis's effect on the bones is enormous and is enough to make the patient vulnerable to fractures that can easily befall in the spine, wrist and hip bone. Osteoporosis is instigated by the thinning of bones, which is why osteoporosis stem cell therapy is widely opted to eliminate the affects. Bone loss is widely upheld by numerous factors amongst which age plays a major role. Our bones tend to lose calcium and fail to restore as they should as we age. This makes them fragile and prone to fractures. Stem cell therapy for osteoporosis in India is widely popular and trusted for the underlying condition.

In women, an osteoporosis-related injury is more likely than a heart attack, stroke, or breast cancer combined. Half of women, twice as many as men, are likely to break a bone at any point in their life as a result of this condition. Women account for 80% of the ten million Americans who have been diagnosed with osteoporosis.

Men make up 20% of people that have osteoporosis. Since osteoporosis is generally associated with women, men may be unaware of their own risk. In the United States, though, osteoporosis affects around 2 million persons. Men over 50 are 27 times more likely than men under 50 to break a bone due to osteoporosis than prostate cancer (11.3 percent ). Despite the fact that 25% of men would experience osteoporosis-related bone fractures at any point in their lifetime, men are half as likely as women to be diagnosed or treated for the condition.

Men are more likely than women to die from an osteoporosis-related injury. This is particularly true when it comes to hip fractures. Men account for one-third of all hip fractures globally, with up to 37% dying within the first year of the fracture—twice the rate of women. Although the findings show that men are more likely to have other medical problems at the time of the fracture and are more prone to complications following surgery, researchers aren't sure why men die at a higher rate.

## Symptoms

Loss of height  
(getting shorter by  
an inch or more).

Change in posture  
(stooping or  
bending forward).

Shortness of breath  
(smaller lung  
capacity due to  
compressed disks).

Bone fractures.

Pain in the lower  
back.



## Cause

- Steroids (especially if taken by mouth)
- Lack of oestrogen in the body
- Lack of weight-bearing exercise
- Poor diet
- Heavy smoking
- Heavy drinking
- Family history

## Diagnosis



- Bone density test
- CT scan
- Ultrasound

## Adverse Reaction

We comprehend that patients might have apprehensions about adverse reactions to the treatment. Possible side-effects of stem cell therapy may differ from individual to individual; any complications depend upon the type of processes you are undergoing.

Side-effects experienced by our patients are consistent with predictable reactions for routine IV and LP injections. The most common reactions to the treatment are fever, headache, diarrhea, leg pain, vomiting and allergic reactions. Less than four percent of patients experience any of these signs.

### **The most common reactions to the stem cell treatment are:**

Fever

Headache

Leg Pain

Diarrhea

Vomiting

Allergic reactions



**Viezec**  
STEM CELL INSTITUTE



# Treatment Procedure

The Viezec India offers a very safe and non-invasive treatment protocol and procedure. The patients can travel the next day. The following is the day-wise schedule for the patients.

## Day 1-

- Pick up from the Airport to the Hospital
- Interaction between Dr and Patient, to clear all their doubts at that time
- Admission procedure
- Clinical examination & Lab test will be done prescribed by the doctor



## Day 2-

- Stem cell Procedure
- Supportive therapies
- Physiotherapy



## Day 3-

- Supportive Therapy
- Physiotherapy
- Discharging formalities
- Drop back to the Airport



## International Patient Facilities

Quote/treatment plan  
 Complimentary airport pick up  
 Scheduling of all medical appointments  
 Cost estimates for anticipated treatment

Visa assistance letter  
 Dedicated guest relation officers  
 Coordination of the admissions process



# Treatment

The majority of the cases of AMD involve the slow-developing type of AMD, called dry AMD. Currently, as of 2020, there are no treatment options available for dry AMD, but some promising new therapies are in it. The slow-developing form of AMD, called dry AMD, constitutes the majority of AMD cases. There are no treatment options currently available for dry AMD as of 2022, but some exciting new treatments are in the pipeline.

For all aspects of medicine today, including multiple cases of cancer, as well as for dry AMD, stem cell treatment is gaining momentum. The aim of stem cell treatment for AMD is to be able to replace retinal cells that have been damaged or killed by symptoms with new stem cells.

Stem cells are also inserted, through IV infusion, into the blood supply of the body. But, experts are focusing on how the stem cells can be transplanted directly into the eyes. One strategy involves placing the stem cells into a fluid suspension that can be injected under the retina

We use the unique technology of Mesenchymal stem cells extracted from Wharton's jelly (WJ) for treating MS. WJ-MSCs offer remunerative and budget friendly favorable treatment for tissue engineering purpose. An optic nerve stem cell regeneration aids this and more. They might help in the three peculiarly prominent ways – prevent damage, repair damage and develop new medicines.

The treatment will take place in multiple steps comprising of the following.

•**Qualification for the treatment:** Our experts will assess all your past medical history and symptoms to examine and correctly judge the severity of your condition. A series of tests will be performed to gain a knowledge of the stage of disease. As per the test results, our experts will counsel the patient for further process of the procedure.

•**Source Extraction:** With guidance and approval from the physician, the source of extraction will be decided. In general, WJ-MSCs are the most potent allogenic sources available. Stem cells from a healthy person (the donor) are transferred to the patient's body. A bone marrow donor is considered for allogenic stem cell transplantation. A scraping from the inside of the patient and his or her sibling's cheek is tested to determine tissue type. An expert will examine to identify Human Leukocyte Antigens (HLAs). If the HLA on the donor cells are identical or similar, the transplant is more likely to be successful. Stem cell for optic nerve atrophy is promoted to aid patients suffering from similar kind of ailment.

•**Laboratory Processing:** The extracted samples will be sent to government approved cGMP laboratory for processing. The sample manipulation will take place in a state-of-the-art facility in compliance with the ISO and GMP standards and using the latest technologies. The client will receive a third party certificate from an internationally accredited lab for quality purpose. An optic nerve stem cell therapy provides just that and more.

•**Stem Cell Implantation:** Once the stem cells are ready to be implanted, the doctor will identify the most potent method of infusion based on the patient's physical and mental well-being. The only limitation of the allogenic stem cell treatment is that this procedure carries the risk of developing Graft vs. host disease (GVHD), wherein the patient's body rejects the donor stem cells. Human leukocyte antigens (HLA) can help minimize the risk of any side effects. In this procedure, the HLA of the patient and the donor are primarily matched as closely as possible.

**Stem cell treatment Aftercare:** The patients will be asked to visit the doctors for evaluation. You will be provided counselling for speedy recovery and also kept on check to ensure that no side effects affect the human body.



## Mechanism

Stem cells can help restore the weakened retina and can contribute to a complete halt in the process of loss of vision, thus enhancing the general quality of life of humans. The new doors to the cure and changes in Macular Degeneration patients have been opened through Stem Cell Therapy.

Program for Stem Cell Therapies to treat multiple diseases. Each patient receives 200-300 million stem cells during the stem cell procedure. Not only does the sum of stem cells compensate everyday losses, but it beats them by a million times. The stem cell source, which has basically been missing for the last 15 to 20 years, is thus retrieved and revived. Different organs get rejuvenated following our stem cell injection, and they get revived when the new and activated stem cells replace the old ones fully.

Introduced into the retrobulbar space, stem cells may start to work on damaged tissue and begin to rejuvenate the optic fibers and retinal cells. Photoreceptors and other cells can be differentiated from mesenchymal stem cells. It is possible to use segregated stem cells to treat tumors in the macular and retinal cells.

- ❑ • There are three stem cell classes that vary, based on their position in the body and their potency (the ability to develop in different cell lines). Ophthalmologist performs experiments on both of these classes. Embryonic stem cells (ESCs) are cells that are found at an early stage of development in the inner cell mass of an embryo. ESCs are pluripotent, meaning that in the course of growth they will become any cells.
- ❑ Fetal stem cells. Following an abortion or from cord blood, this community of cells is removed from the fetus. Fetal SCs have greater functionality than adult SCs and are pluripotent. Such cells exhibit increased recovery rates of photoreceptors and are capable of sustained doubling during cultivation. Their use, however, is often synonymous with ethical concerns. Study on fetal cells is banned by law in many countries worldwide.
- ❑ Adult stem cells, found in mature tissues, are immobile and non-specialized cells. Adult SCs collaborate with new ones to replace dead cells and facilitate tissue regeneration. Nonetheless, they create a microenvironment for tissues, shield them from degeneration (destruction), and also have the capacity to self-renew and create mature cells. Hematopoietic stem cells, mesenchymal stem cells, and neural stem cells may be differentiated by multiple forms of SCs.
- ❑ Relevant antigens, which are a common cause of incompatibility between donor tissues and the recipient during transplantation, are still not generated. ESCs may be useful in managing retina degenerative disorders, retinal pigment epithelium pathologies, and optical neuropathies. Research on ESCs is banned at the regulatory level in many countries, as their extraction from the embryo interrupts its further production.



**Viezec**  
STEM CELL INSTITUTE




# Patient Testimonials




**John B. Hood (Connecticut, US):** I was dealing with osteoporosis and my doctor recommended I get stem cell therapy. I researched and found Viezecec. I contacted them and discussed about the treatment, I felt safe and decided to go with them. My results have been good and I am on my way to recovery. I would recommend them to anyone who needs stem cell treatment, they are very professional and understanding.

**Nicholas Parkin (Penarth, Wales):** My mother was prescribed stem cells for treating osteoporosis and we found out that she can undergo the same at affordable costs at Viezecec. It's been a couple of months after the treatment and the doctors said that she has recovered more than 50% of her bone density. It's a great relief to know that my mother is in better health. Thank you doctors and every one of the teams who assisted us during the treatment.

**Bianca Hargraves (Queensland, Australia):** After trying the stem cell treatment for a few weeks I was able to improve my health and achieve great results. I don't have any problems with my bones or joints anymore, and I feel great. Viezecec is the best place for Osteoporosis Treatment in India. The doctors are very friendly and the facilities are awesome. They have the most advanced facility for treating Osteoporosis.





**PUSHKAR SHAMSHER**  
came Nepal for Avascular Necrosis of  
Femoral Head Bilaterally Treatment

It has been a long time since I had an issue with my kidneys. Pain and difficulty urinating in the region. An injury to my hip bone has occurred as a result of my long-term use of medication. For the last two years, my hip has been aching. I went to an orthopaedic doctor and was given injections for an operation. My sister told me about stem cell therapy, so I came here for the operation and was pleased with the results.

**HAPPY PATIENT**

[www.viezecec.com](http://www.viezecec.com)  
[info@viezecec.com](mailto:info@viezecec.com)  
+91 96507 60803







**KHAJA MOHAN**  
Came from Telengana for Spinal Cord Injury Treatment

Hi, I am Agaldiviti and my father is Khaja Mohan from Telengana. My father has been suffering from spinal cord injury since some years. We went to a lot of places for his treatment but all our efforts went in vain. He was not able to get healed as no doctor gave a correct and suitable recommendation for his treatment. After trying a lot, we resorted to read about stem cell therapy via internet. After a lot of exploration we found out Viezecec. We took him to Viezecec to get stem cell treatment. After undergoing the treatment, my father is feeling a lot more fine and better. We are very happy and contented with the treatment that has been given to us. The staff was very cooperative and we would recommend the name of Viezecec to all our near and dear ones. Thanks team a lot for curing my dad.

**PATIENT STORY**

[www.viezecec.com](http://www.viezecec.com)  
[info@viezecec.com](mailto:info@viezecec.com)  
+91 96507 60803





**MOHAMMED USAMA KHAN**  
Came from Hyderabad for Spinal Cord Injury Treatment

I found about Stem Cell Care India online, at the time I was struggling with immobility. I feel from a height of 70-75 feet in 2018 and have been immobile ever since. I came across stem cell treatment in 2020 and have witnessed visible improvements. The team took care of not only stem cell treatment but also the post-procedure, like, physiotherapy, electrical stimulation, hydrotherapy. This is the second sitting for stem cell transplant. The overall service quality is great, 24/7 nurse attendants present on duty, the quality of food is good, they take care of each patient well. I totally would recommend them to anyone searching for some lucrative treatment option.

**HAPPY PATIENT**

[www.viezecec.com](http://www.viezecec.com)  
[info@viezecec.com](mailto:info@viezecec.com)  
+91 96507 60803

# Improvement

It's frightening to envision a life without a clear central goal, but there's reason to be hopeful. Doctors are also searching at ways to improve patients with this condition, and they're researching experimental therapies that may one day be used as a therapy. For instance, stem cell development is currently ongoing, with the potential to lead to a cure in the future.

Before these groundbreaking therapies become a reality, it's important to speak with an experienced doctor who will guide you through current procedures for the type of macular degeneration you have already. We have physicians available to work with you, and our doctors will use cutting-edge procedures to keep your eyes as healthy as possible. Patients' effects have changed as a result of stem cell therapy provided by Stem Cell Treatment India.

## Our Promise

It's frightening to envision a life without a clear central goal, but there's reason to be hopeful. Doctors are also searching at ways to improve patients with this condition, and they're researching experimental therapies that may one day be used as a therapy. For instance, stem cell development is currently ongoing, with the potential to lead to a cure in the future.

Before these groundbreaking therapies become a reality, it's important to speak with an experienced doctor who will guide you through current procedures for the type of macular degeneration you have already. We have physicians available to work with you, and our doctors will use cutting-edge procedures to keep your eyes as healthy as possible. Patients' effects have changed as a result of stem cell therapy provided by Stem Cell Treatment India.



## Post Treatment Care

### **Postoperative care**

The stem cell therapy does not damagingly affect patients in any way. Generally, the patients are permitted to leave after few hours after the completion of the stem cell treatment. A 24-hour patient hotline number is there for any inquiries after their discharge. The concerned physicians or surgeons of the clinic also stay in contact with their corresponding patients through telephone or email. By doing this, they can get the precise feedback about their progress and also suggest further recovery if required. Say for example, in case of a diabetic patient, after hearing about the patient's present symptoms, the concerned doctor can recommend the needed dosage of insulin.

### **Treatment disclaimer**

It is an imperative fact to comprehend that stem cell treatment in every prospect has the ability to diminish symptoms of numerous diseases. It also has the aptitude of ceasing several degenerative procedures, but one should also know that this treatment may not work for all kinds of patients. Viezec does not have the right of forecasting or warranting the success of this treatment.

In harmony to the current condition of a patient, the medical team of Viezec might propose the stem cell transplantation or may even withdraw the treatment under abnormal situations. However, in any case, the approval of the patient is a must. Keeping the patient's current health condition and unforeseen health hazards in mind, the medical staff might propose an alternative stem cell transplantation process. In exceptional situations, they may entirely cancel the treatment.



### **1.Is a Stem Cell Procedure the same as PRP (Platelet Rich Plasma)?**

No. PRP is concentrating platelets in the blood, not stem cell therapy.

### **2.Do Mesenchymal cells stay localized to the injection site? Is there any risk of them traveling throughout the body?**

MSC's do stay localized to the injection place, proven by multiple studies. This is likely related to the fact that they usually do not flow in the blood stream like other adult stem cell types and are chiefly found resident in the tissues they serve.

### **3.What complications have been confronted with the procedures?**

Using the pertinent guidelines for complications reporting, our complications till date have been in the mild to moderate grouping and rare. This means that either the complication (like brief swelling) required no medical treatment (mild), or if it did necessitate medical treatment, the treatment was fairly simple and could be easily carried out (moderate-like a patient who failed the process who eventually decided to get the knee replacement that he or she was planning before the process).

### **4.Why can't I be on certain medicines during the procedure?**

There are some prerequisites to the procedure, the first one being, discarding certain sorts of medicines. These are discarded since they hold the power to negatively sway the stem cells. Furthermore, we usually see that many prescription medicines lessen the stem cell number.

### **5.How painful is the process for implanting stem cells?**

Implanting stem cells is quite a painful procedure, in some cases it is as heavy as taking a shot.

### **6.When can I expect to feel better and see the results?**

The results should become obvious over the course of 1-3 months, but at times the duration can stretch upto as long as 6-9 months.





As a stem cell company at the cutting edge of Regenerative Medicine, Viezec is dedicated to developing technologies and protocols for safe and effective treatments utilising adult stem cells derived from the umbilical cord.

StemCellCareIndia offers a comprehensive range of stem cell solutions in India for the treatment of different kinds of diseases. Our main focus is helping people get back to good health through stem cell treatment. We have association with the leading hospitals, research institutions and medical colleges specialising in regenerative medicine to offer cost – effective healthcare.

Around the world, emerging technologies and advancements in stem cell therapies are driving major changes in healthcare. With the use of potent mesenchymal stem cells isolated from the tissue of umbilical cord, damaged cells are replaced by new cells. This makes the symptoms of the diseases disappear. We are passionate about the latest developments in stem cell therapies and strive to deliver safe and effective treatment options to patients' world over at the highest medical standards.

As the leading stem cell therapy company, StemCellCareIndia takes care of each and every section of the Medical Trip to New Delhi. We ensure our patients get the best healthcare service by bringing in place, the renowned multispecialty hospitals, latest stem cell treatments, economical accommodations and travel options for the patients.

## VISION

Our vision is to provide effective healthcare services to patients all over the world fast and hassle-free. For this, we work closely with some of the best medical centres and research institutions in providing stem cell therapeutic solutions to our patients. Our work is to redesign and deliver the best treatment possible for the safe and fast recovery of patients and make their journey towards 'good health' as stress-free as possible.

## MISSION

Our mission is to provide the international patients visiting in New Delhi, the satisfaction of best treatment for any kind of disease. The face of healthcare has changed over the years and so, have the healthcare costs. We have a professional team that takes care of every need of international patients, from appointment to accommodation. Through our network of internationally accredited hospitals and research clinics, we provide reliable and bespoke assistance. Seeing patients getting healthier and happier is what make us happy.



# ORTHOPEDIC

Orthopedic problems are disorders linking to the musculoskeletal system. They might involve the bones, muscles, cartilages, connective tissues or joints. Orthopedic problems might be pathological like fracture, dislocation and tumors; degenerative like osteoarthritis, osteoporosis or inflammatory autoimmune disorders like rheumatoid arthritis, gout, systemic lupus erythematosus (SLE). Long term joint pain, muscle or tendon pain can be exasperating. These pains lead to some of the most common musculoskeletal complications and they can be because of strains, sprains and overuse. The pain is most common on shoulders, back, knees, hip and ankles. It might be a worthy idea to seek medical support when the pain takes a bit longer to subside so you can decrease the chances of it developing into a more serious issue.

Orthopedic stem cell treatment deals with anything that is concerned with muscles, ligaments and joints via stem cells. Any disorders that affect these three portions of the body involve an orthopedic surgeon. Some of these ailments include injuries and sicknesses of the knee, dislocated shoulders, torn cartilages or foot pain.





# SUPPORTIVE THERAPIES

Viezec is unlike any other stem cell treatment provider in the world, the reason? Since its inception, we have been developing and enhancing our stem cell treatment protocols with the notion that stimulation via a number of supportive therapies is essential to augment stem cell regenerative response. Our treatment methodology permits our patient to maximize their improvements. Learn more about the diverse therapies provided in our treatment practices.

## ACUPUNCTURE

Acupuncture is a method in which practitioners stimulate particular points on the body – most often by inserting thin needles via the skin. It is one of the most effective practices used in old-style Chinese medicine. Acupuncture arouses nerve fibers to convey signals to the spinal cord and brain, stimulating the body's central nervous system. The spinal cord and brain then release hormones accountable for making us feel less pain while improving overall health. Acupuncture might also: upsurge blood circulation and body temperature, affect white blood cell activity (responsible for our immune function), decrease cholesterol and triglyceride levels and normalize blood sugar levels.

## EPIDURAL STIMULATION

Epidural stimulation has aided preceding patients to recoup some voluntary motor function. The technology comprises of a device implanted in the epidural space which constantly delivers electric signals to the spinal cord. These electric signals mimic the ones that are delivered by the brain to voluntarily control the body's movements. The epidural stimulation device is offered by Medtronic.

## AQUA THERAPY

Aquatic Physical Therapy is the practice of physical therapy in a specially designed water pool with a therapist. The exceptional properties of the aquatic environment augment interventions for patients with neurological or musculoskeletal conditions. Aquatic therapy embraces a widespread variety of techniques permitting patients to improve their balance, muscle strength and body mechanics. Aquatic therapy works to boost the rehabilitation process and support efficiency of stem cell treatment.

## HYPERBARIC OXYGEN THERAPY

Hyperbaric Oxygen Therapy (HBOT) is the medical use of oxygen at a level upper than atmospheric pressure. The equipment necessary comprises of pressure chamber, which might be of rigid or flexible construction, and a means of supplying 100% oxygen into the respiratory system. Published research shows that HBOT upsurgs the lifetime of stem cells after inoculation and offers an oxygen-rich atmosphere for the body to function at optimal levels.



## NERVE GROWTH FACTOR (NGF)

Nerve growth factor (NGF) is a member of the neurotrophic factor (neurotrophin, NTFS) family, which can inhibit the death of nerve cells and has several features of typical neurotransmitter molecules. NGF plays an imperative role in the development and growth of nerve cells. NGF is synthesized and secreted by tissues (corneal epithelial, endothelial, and corneal stromal cells), and it can be up-taken by sympathetic or sensory nerve endings and then conveyed to be stored in neuronal cell bodies where it can encourage the growth and differentiation of nerve cells. NGF can exert neurotrophic effects on injured nerves and promote neurogenesis (the procedure of generating neurons from stem cells) that is closely related to the development and functional maintenance and darning of the central nervous system. It is also adept of encouraging the regeneration of injured neurons in the peripheral nervous system, improving the pathology of neurons and guarding the nerves against hypoxia (lack of oxygen)/ischemia (lack of blood supply).

## TRANSCRANIAL MAGNETIC STIMULATION

Research has shown that TMS can efficiently treat symptoms of depression, anxiety, neurological discomfort, stroke, spinal cord injuries, autism and more. This process is very simple and noninvasive. During the process, a magnetic field generator or “coil” is placed near the head of the individual getting the treatment. The coil produces small electrical currents in the area of the brain just beneath the coil via electromagnetic induction. This electrical field causes a change in the trans membrane current of the neuron which results in depolarization or hyper polarization of the neuron and the firing of an action potential.

## OCCUPATIONAL THERAPY

Occupational therapy interventions concentrate on adapting the environment, revising the task and teaching the skill, so as to upsurge participation in and performance of everyday activities, predominantly those that are meaningful to the patient with physical, mental, or cognitive maladies. Our occupational therapists also focus much of their work on detecting and eradicating environmental barriers to independence and participation in day-to-day activities, akin to everyday life.

## PHYSIOTHERAPY

Physical therapy or physiotherapy (often truncated to PT) is a physical medicine and rehabilitation specialty that, by using mechanical force and actions, remediates damages and promotes flexibility, function and quality of life via examination, diagnosis, prognosis and physical intervention. We combine our PT with stem cells for supreme physical rehabilitation improvements.

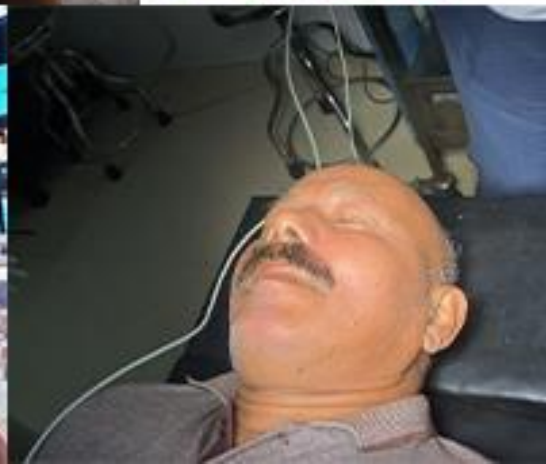
## NUTRITION THERAPY

Medical nutrition therapy (MNT) is a therapeutic methodology to treat medical conditions and their related symptoms by the usage of a specifically tailored diet formulated and monitored by a specialist. The therapy targets at fixing nutritional inefficiencies and physiological imbalances so as to provide the best environment possible for the stem cells to develop appropriately as well as improving patient's general health.





## INTERNATIONAL PATIENT GALLERY







## INTERNATIONAL PATIENT GALLERY







## INTERNATIONAL PATIENT GALLERY







## INDIAN PATIENT GALLERY



**BEFORE**



**AFTER**





## INDIAN PATIENT GALLERY







## INDIAN PATIENT GALLERY





# Viezec

STEM CELL INSTITUTE



<https://www.viezec.com/>



F3 / 3A, 2nd Floor, Abul Fazal Enclave  
Jamia Nagar  
New Delhi - 110025, INDIA



[info@viezec.com](mailto:info@viezec.com)



International Patients : +91 9773585103,  
Indian Patients : +91 96507 60803



/Viezec Medical Healthcare



/ViezecMedicalHealthcare



/Viezec



/viezec



+91 9773585103,  
+91 9650760803



/company/viezec